



Trinocular head



Stage



Phase contrast slide



Coaxial pinion drive for x/y

Coarse and fine height adjustment

LAB LINE

The inverted Infinity microscope for high level of requirements and large working distance

Features

- The products in the OCL series are inverted microscopes and will impress you with their stability, ergonomic design and high-quality features. The inverted design means that a large working distance is guaranteed, for example for the analysis of cell cultures.
- A strong and continuously adjustable 30 W halogen transmitted illumination unit (Osram) ensures the optimum illumination of your samples.
- A special Abbe N.A. 0.3 condenser with aperture diaphragm and large working distance of 72 mm guarantees the very best working routine in the bright field and with phase-contrast applications.
- The extremely large stage is configured with two specimen holders as standard, one with a diameter of 110 mm and the other with a clip. The precise coarse and fine focusing knob (on both sides) allows optimal adjustment and focusing of your sample.
- Depending on the model, the OCL series is available for left-handed or right-handed operators.
- Further options such as, for example, a large selection of eyepieces, objectives further phase contrast units or a fixed stage can easily be integrated thanks to the modular construction system.
- A dust cover as well as user instructions are included with the delivery.
- A C-mount adapter is required to connect a camera. You can select this adapter from the following model outfit list.
- Please find detailed information in the following charts.

Scope of application

- Research and breeding of cell cultures and tissue cultures

Applications/Samples

- Particularly for viewing samples in culture vessels (flasks, petri dishes, microtitre plates), translucent, thin, low-contrast, challenging samples (e.g. living mammal cells, tissue, microorganisms if necessary)

Technical data

- Infinity optical system
- Quintuple nosepiece
- Siedentopf 30° inclined
- Diopter adjustment: Both-sided
- Overall dimensions W×D×H
510×220×530 mm
- Net weight approx. 13 kg

STANDARD



OPTION



































Model	Standard configuration					
	Tube	Eyepiece	Objective quality	Objectives	Illumination	
KERN						
OCL 251	Trinocular	HWF 10×/ø 20 mm	Infinity Plan	10×/20×/40×/20×PH	6 V/30 W Halogen (transmitted)	
OCL 252	Trinocular	HWF 10×/ø 20 mm	Infinity Plan		6 V/30 W Halogen (transmitted)	

Model outfit			Model KERN		Order number	
			OCL 251	OCL 252		
Eyepieces (23,2 mm)	HWF 10×/ø 20 mm		✓✓	✓✓	OBB-A2403	
	WF 16×/ø 13 mm		○ ○	○ ○	OBB-A2406	
	HWF 10×/ø 18 mm (reticule 0,1 mm)		○	○	OBB-A2404	
	HWF 10×/ø 20 mm (reticule 0,1 mm)		○	○	OBB-A2410	
	HWF 10×/ø 22 mm (Only in combination with tube OBB-A2407/OBB-A2408)		○ ○	○ ○	OBB-A2409	
Infinity Plan achromatic objectives for long working distance	4×/0,13		○	○	OBB-A2413	
	10×/0,25		✓	✓	OBB-A2414	
	20×/0,40		✓	✓	OBB-A2415	
	40×/0,60		✓	✓	OBB-A2416	
	60×/0,70		○	○	OBB-A2417	
Binocular tube	<ul style="list-style-type: none"> • Siedentopf 30° inclined • Interpupillary distance 52 – 75 mm • Diopter adjustment: One-sided 		○	○	OBB-A2401	
	<ul style="list-style-type: none"> • Siedentopf 30° inclined, for 22 mm field of view • Interpupillary distance 52 – 75 mm • Diopter adjustment: One-sided • (Only in combination with tube OBB-A2409) 		○	○	OBB-A2407	
Trinocular tube	<ul style="list-style-type: none"> • Siedentopf 30° inclined • Interpupillary distance 52 – 75 mm • Light distribution 80:20 • Diopter adjustment: One-sided 		✓	✓		
	<ul style="list-style-type: none"> • Siedentopf 30° inclined, for 22 mm field of view • Interpupillary distance 52 – 75 mm • Light distribution 80:20 • Diopter adjustment: One-sided • (Only in combination with tube OBB-A2409) 		○	○	OBB-A2408	
Mechanical stage	<ul style="list-style-type: none"> • Stage size W×D 180×155 mm, • Travel 80×50 mm • Coaxial coarse and fine focusing knobs 	Right handed v.	✓			
		Left handed v.		✓		
	Drop specimen holder (ø 110)		✓	✓	OBB-A2425	
	Specimen holder (Clip)		✓	✓	OBB-A2426	
Fixed stage	Stage size W×D 240×180 mm		○	○	OBB-A2424	
	Drop specimen holder (ø 110)		○	○	OBB-A2425	
Condenser	Abbe N.A. 0,3 (aperture diaphragm) LWD 72 mm		✓	✓		
Illumination	6 V/30 W Halogen spare bulb (transmitted)		✓	✓	OBB-A2440	
Phase contrast units	Phase contrast slide		✓	✓	OBB-A2432	
	Infinity PH-Plan objective 10×		○	○	OBB-A2418	
	Infinity PH-Plan objective 20×		✓	✓	OBB-A2419	
	Infinity PH-Plan objective 40×		○	○	OBB-A2420	
	Centering telescope		✓	✓	OBB-A2405	
C-Mount	0,5×		○	○	OBB-A2437	
	1×		○	○	OBB-A2438	
	0,25×		○	○	OBB-A2439	
Colour filters for transmitted illumination	Blue		✓	✓	OBB-A2434	
	Green		✓	✓	OBB-A2435	
	Yellow		✓	✓	OBB-A2436	

✓ = Included with delivery

○ = Option

 360°	360° rotatable microscope head	 FL-LED	Fluorescence illumination for compound microscopes With 3 W LED illumination and filter	 SD	SD card For data storage
 MONO	Monocular Microscope For the inspection with one eye	 PH	Phase contrast unit For a higher contrast	 SOFTWARE	PC software To transfer the measurements from the device to a PC.
 BINO	Binocular Microscope For the inspection with both eyes	 DF	Darkfield condenser/unit For a higher contrast due to indirect illumination	 ATC	Automatic temperature compensation For measurements between 10 °C and 30 °C
 TRINO	Trinocular Microscope For the inspection with both eyes and the additional option for the connection of a camera	 POLAR	Polarising unit To polarise the light	 IP	Protection against dust and water splashes IPxx The type of protection is shown by the pictogram.
 ABBE	Abbe Condenser With high numerical aperture for the concentration and the focusing of light	 INFINITY	Infinity system Infinity corrected optical system	 BATT	Battery operation Ready for battery operation. The battery type is specified for each device.
 HAL	Halogen illumination For pictures bright and rich in contrast	 ZOOM	Zoom magnification For stereomicroscopes	 RECHARGE	Battery operation rechargeable Prepared for a rechargeable battery operation
 LED	LED illumination Cold, energy saving and especially long-life illumination	 PARALLEL	Parallel optical system For stereomicroscopes, enables fatigue-proof working	 230 V	Mains adapter 230V/50Hz in standard version for EU. On request GB, AUS or USA version.
 IL	Incident illumination For non-transparent objects	 SCALE	Integrated scale In the eyepiece	 230 V	Power supply Integrated in balance. 230V/50Hz standard EU. More standards e.g. GB, AUS or USA on request.
 TL	Transmitting illumination For transparent objects	 USB 2.0	Integrated USB 2.0 digital camera For direct transmitting of the picture to a PC	 1 DAY	Package shipment The time required to manufacture the product internally is shown in days in the pictogram.
 FL	Fluorescence illumination For stereomicroscopes	 USB 3.0	Integrated USB 3.0 digital camera For direct transmitting of the picture to a PC	 3 YEARS WARRANTY	Warranty The warranty period is shown in the pictogram.
 FL-HBO	Fluorescence illumination for compound microscopes With 100 W mercury lamp and filter	 HDMI	HDMI digital camera For direct transmitting of the picture to a display device		

Abbreviations

C-Mount	Adapter for the connection of a camera to a trinocular microscope	LWD	Long Working Distance	SWF	Super Wide Field (Field number at least Ø 23 mm for 10x eyepiece)
FPS	Frames per second	N.A.	Numerical Aperture	W.D.	Working Distance
H(S)WF	High (Super) Wide Field (Eyepiece with high eye point for wearers of glasses)	SLR Kamera	Single-Lens Reflex camera	WF	Wide Field (Field number up to Ø 22 mm for 10x eyepiece)

Your KERN specialist dealer: