



Illumination unit with filter disc



Stage and objectives

LAB LINE MET

The metallurgical reflected light microscope for material testing and surface testing, as well as quality assurance in industry

Features

- The KERN OKM is an excellent metallurgical reflected light microscope, e.g. for surface quality testing of raw materials and finished products in industry.
- The strong, continuously dimmable 30 W halogen reflected illumination unit (Philips) ensures excellent, high-contrast images.
- The illumination unit with an integrated 5-slot filter wheel for blue, green, yellow, grey and blank means that you can quickly change the colour filter for different contrast views.
- A large mechanical stage for reflected illumination applications is configured as standard. The coarse and fine focusing knob on both sides guarantees optimal adjustment and focusing of your sample.
- A large selection of different eyepieces, objectives and a polarising unit are also available.
- A protective dust cover, eye cups, as well as multi-lingual user instructions are included in the scope of delivery.
- A C-mount adapter is required to connect a camera to the trinocular version. You can select this adapter from the following model outfit list.
- Please find detailed information in the following charts.

Scope of application

- Metallurgy, material testing, quality assurance

Applications/Samples

- Opaque and thick samples, workpieces (surfaces, fold lines, coatings)

Technical data

- Infinity optical system
- Quadplex nosepiece
- Siedentopf 30° inclined/360° rotatable
- Diopter adjustment: One-sided
- Overall dimensions W×D×H 440×200×460 mm
- Net weight basic configuration approx. 8 kg

STANDARD



OPTION



































Model	Standard configuration				
	Tube	Eyepiece	Objective quality	Objectives	Illumination
KERN OKM 172	Binocular	WF 10×/ø 18 mm	Infinity Plan	5×/10×/ LWD 20×/ LWD40×	6 V/30 W Halogen (incident)
KERN OKM 173 <small>NEW</small>	Trinocular	WF 10×/ø 18 mm	Infinity Plan		6 V/30 W Halogen (incident)

NEW New model

Model outfit		Model KERN		Order number	
		OKM 172	OKM 173		
Eyepieces (23,2 mm)	WF 10×/∅ 18 mm	✓	✓	OBB-A1347	
	WF 10×/∅ 18 mm (reticule 0,1 mm) (non-adjustable)	✓	✓	OBB-A1349	
	WF 5×/∅ 20 mm	○	○	OBB-A1355	
	WF 12,5×/∅ 14 mm	○	○	OBB-A1353	
	WF 16×/∅ 13 mm	○	○	OBB-A1354	
Infinity Plan achromatic objectives (no cover glass)	5×/0,11 W.D. 12,10 mm	✓	✓	OBB-A1268	
	10×/0,25 W.D. 4,75 mm	✓	✓	OBB-A1244	
	20×/0,40 (spring) W.D. 2,14 mm	○	○	OBB-A1251	
	40×/0,65 (spring) W.D. 0,45 mm	○	○	OBB-A1258	
Infinity Plan achromatic objectives (no cover glass) for long working distance	20×/0,40 (spring) W.D. 8,35 mm	✓	✓	OBB-A1252	
	40×/0,65 (spring) W.D. 3,90 mm	✓	✓	OBB-A1259	
	50×/0,70 (spring) W.D. 1,95 mm	○	○	OBB-A1266	
	80×/0,80 (spring) W.D. 0,85 mm	○	○	OBB-A1271	
Binocular tube	<ul style="list-style-type: none"> • Siedentopf 30° inclined/360° rotatable • Interpupillary distance 50 – 75 mm • Diopter adjustment: One-sided 	✓	○	OBB-A1130	
Trinocular tube	<ul style="list-style-type: none"> • Siedentopf 30° inclined/360° rotatable • Interpupillary distance 50 – 75 mm • Light distribution 80:20 • Diopter adjustment: One-sided 	○	✓	OBB-A1346	
Mechanical stage	<ul style="list-style-type: none"> • Stage size W×D 200×140 mm • Travel 76×52 mm • Coaxial coarse and fine focusing knobs 	✓	✓		
Illumination	6 V/30 W Halogen spare bulb (incident)	✓	✓	OBB-A1372	
Reflected illumination unit	5-filter unit (Blue, Green, Yellow, Gray, Empty)	✓	✓		
	Polarising unit (Incl. analyser and polariser slide)	✓	✓		
C-Mount	1×	○	○	OBB-A1142	
	0,47× (focus adjustable)	○	○	OBB-A1135	

✓ = Included with delivery

○ = Option

 360°	360° rotatable microscope head	 FL-LED	Fluorescence illumination for compound microscopes With 3 W LED illumination and filter	 SD	SD card For data storage
 MONO	Monocular Microscope For the inspection with one eye	 PH	Phase contrast unit For a higher contrast	 SOFTWARE	PC software To transfer the measurements from the device to a PC.
 BINO	Binocular Microscope For the inspection with both eyes	 DF	Darkfield condenser/unit For a higher contrast due to indirect illumination	 AUTO ATC	Automatic temperature compensation For measurements between 10 °C and 30 °C
 TRINO	Trinocular Microscope For the inspection with both eyes and the additional option for the connection of a camera	 POLAR	Polarising unit To polarise the light	 IP	Protection against dust and water splashes IPxx The type of protection is shown by the pictogram.
 ABBE	Abbe Condenser With high numerical aperture for the concentration and the focusing of light	 INFINITY	Infinity system Infinity corrected optical system	 BATT	Battery operation Ready for battery operation. The battery type is specified for each device.
 HAL	Halogen illumination For pictures bright and rich in contrast	 ZOOM	Zoom magnification For stereomicroscopes	 RECHARGE	Battery operation rechargeable Prepared for a rechargeable battery operation
 LED	LED illumination Cold, energy saving and especially long-life illumination	 PARALLEL	Parallel optical system For stereomicroscopes, enables fatigue-proof working	 230 V	Mains adapter 230V/50Hz in standard version for EU. On request GB, AUS or USA version.
 IL	Incident illumination For non-transparent objects	 SCALE	Integrated scale In the eyepiece	 230 V	Power supply Integrated in balance. 230V/50Hz standard EU. More standards e.g. GB, AUS or USA on request.
 TL	Transmitting illumination For transparent objects	 USB 2.0	Integrated USB 2.0 digital camera For direct transmitting of the picture to a PC	 1 DAY	Package shipment The time required to manufacture the product internally is shown in days in the pictogram.
 FL	Fluorescence illumination For stereomicroscopes	 USB 3.0	Integrated USB 3.0 digital camera For direct transmitting of the picture to a PC	 3 YEARS WARRANTY	Warranty The warranty period is shown in the pictogram.
 FL-HBO	Fluorescence illumination for compound microscopes With 100 W mercury lamp and filter	 HDMI	HDMI digital camera For direct transmitting of the picture to a display device		

Abbreviations

C-Mount	Adapter for the connection of a camera to a trinocular microscope	LWD	Long Working Distance	SWF	Super Wide Field (Field number at least Ø 23 mm for 10x eyepiece)
FPS	Frames per second	N.A.	Numerical Aperture	W.D.	Working Distance
H(S)WF	High (Super) Wide Field (Eyepiece with high eye point for wearers of glasses)	SLR Kamera	Single-Lens Reflex camera	WF	Wide Field (Field number up to Ø 22 mm for 10x eyepiece)

Your KERN specialist dealer: